


# PIXHAWK PERIPHERAL KIT



External USB module



Two four-wire I<sup>2</sup>C cables




External LED module

---

## Connect to Pixhawk



Connect the LED module to a four-wire cable and to Pixhawk's I<sup>2</sup>C port or I<sup>2</sup>C splitter.  
Connect the USB module to Pixhawk's USB port.



I<sup>2</sup>C splitter



LED



USB

## Support

For customer support, contact us at [help@3drobotics.com](mailto:help@3drobotics.com)  
or call our support line at **+1 (858) 225-1414**  
Monday through Friday, from 8 am to 5 pm, PST.